



# CHRISTMAS

ABC FUN



can be very diverse and fun



for children and adults



practising memory



practising letter skills

01

Mixed Letters Activity



**Materials:** Sets of alphabet letters (uppercase and lowercase), fabric sheets or boards for groups.

**Objective:** Students must arrange mixed-up letters in alphabetical order.

**Steps:**

**1.Preparation:**

- Divide the class into groups.
- Distribute sets of mixed-up letters to each group.

**2.Explanation:**

- The task is to collectively place the letters in alphabetical order.
- Students should consider both uppercase and lowercase letters.

**3.Execution:**

- Begin placing the letters on the sheets or boards.
- Encourage communication and collaboration to achieve accuracy.

**4.Verification:**


- Groups double-check their work, paying special attention to the order and differences between uppercase and lowercase letters.

**5.Assessment:**

- Monitor the progress of the groups, provide assistance as needed.
- Analyze completed works and give feedback.

**6.Conclusion:**

- Discuss the importance of knowing the alphabet and its application in real life.
- Praise students' efforts and achievements.



02

Guess the  
Missing Letters

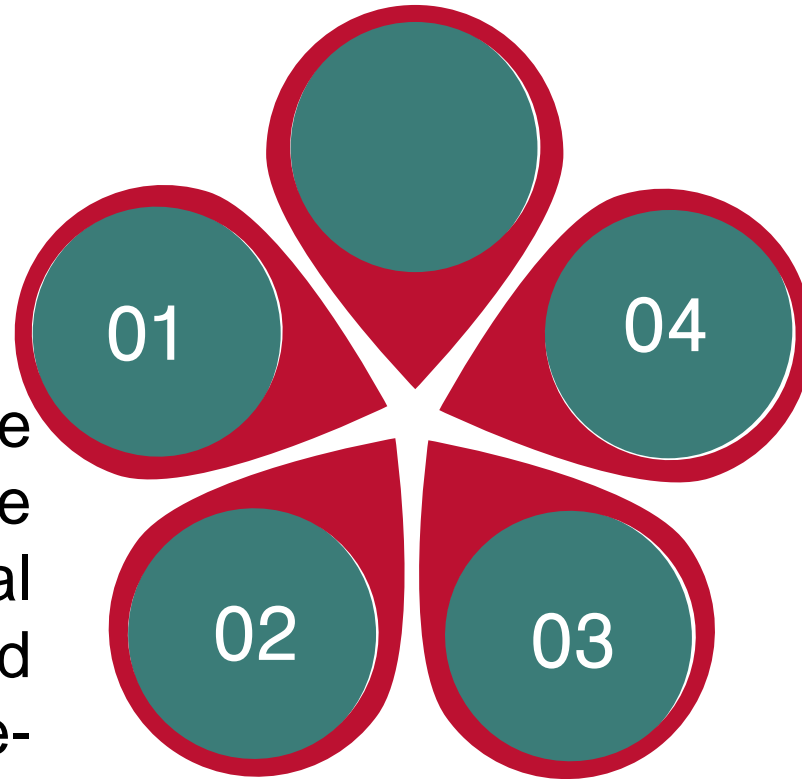




## 2. Guess the Missing Letters

The class is divided into three teams.

While all the students have their eyes closed, one student removes several letters (both uppercase and lowercase) from a pre-prepared set.



Challenge:

You can introduce a time limit for completing the task.

Then the students open their eyes and must determine which letters are missing. The team with the most mistakes loses.


# 03

## Alphabet Race



**Rules:** Warriors line up in an orderly row, preparing for a swift dash across fields of knowledge. On the horizon, three magical canvases adorned with ancient symbols beckon them with their mystery. Upon signal, each participant dashes forward, like a treasure hunter, striving to attach each letter in the correct order first. Their hearts beat in unison with the rhythm of the game, and their hands tremble with tension.

**Challenge:** Time can become your ally or enemy—add it to the equation to intensify the competition.






04

Alphabet Battle



**Rules:** Students divide into three mighty armies, each receiving its own section of the battlefield—a canvas with the alphabet. Participants, like knights in medieval tournaments, race toward their goals, leaving behind traces of their steps. Each team strives to complete its mission faster than the others, but even the slightest mistake could cost them victory. The army that allows itself more errors will have to bow down to its rivals.

**Challenge:** There's never enough time—add restrictions to make this clash even more thrilling.





05

Make a word

**Objective:** Develop students' ability to form words from individual letters based on images or words provided by the teacher.

**Materials:** Alphabet letter sets (uppercase and lowercase). Pictures of objects/animals. Fabric sheets or boards for laying out words.

### Steps:

- 1.Preparation:** Divide class into subgroups.Prepare pictures/list of words.Distribute materials.
- 2.Explanation:** Explain task and importance of correct letter placement.
- 3.Execution:** Show first picture/say first word. Students select and place letters to form the word. Gradually increase difficulty.
- 4.Checking:** Verify correctness of each subgroup's word. Assist with corrections and explanations.
- 5.Evaluation:** Assess speed and accuracy. Observe teamwork and assistance among students.
- 6.Conclusion:** Discuss challenging words and reasons for difficulties. Acknowledge efforts, highlight active and precise groups.

The exercise improves reading/writing skills, teamwork, attention to detail, and problem-solving.





06

Word Formation

**Objective:** Develop students' ability to form words from individual letters based on images or words provided by the teacher.

**Materials:** Alphabet letter sets (uppercase and lowercase). A list of definitions for different words. Fabric sheets or boards for laying out words.

### Steps:

**1.Preparation:** Divide class into subgroups.Prepare a list of word definitions to be used in the exercise. Distribute materials.

**2.Explanation:** Explain task and importance of correct letter placement.

**3.Execution:** Read out the first definition aloud. Students select and place letters to form the word. Gradually increase difficulty.


**4.Checking:** Verify correctness of each subgroup's word. Assist with corrections and explanations.

**5.Evaluation:** Assess speed and accuracy. Observe teamwork and assistance among students.

**6.Conclusion:** Discuss challenging words and reasons for difficulties. Acknowledge efforts, highlight active and precise groups.

The exercise improves reading/writing skills, teamwork, attention to detail, and problem-solving.





07

Grammar Structures



**Objective:** Learners create grammatically correct sentences using given letters and specific grammar structures.

**Materials:** Alphabet letters (uppercase/lowercase). Examples of grammar structures (questions, negatives, imperatives, etc.). Textile canvases or boards

### Steps:

#### 1.Preparation:

- Divide into subgroups. Prepare examples of grammar structures. Distribute letters and canvases/boards.

#### 2.Explanation:

- Explain the task: form sentences based on given structures. Highlight importance of letter placement and word order.

#### 3.Execution:

- Introduce a grammar structure (e.g., question). Have learners form sentences on canvases/boards. Repeat with different structures, increasing difficulty.

#### 4.Checking:

- Check sentence correctness and structure adherence. Correct mistakes and explain reasons.

#### 5.Evaluation:

- Assess subgroups' speed and accuracy. Observe teamwork and mutual assistance.

#### 6.Conclusion:

- Discuss challenges faced by learners. Commend participation and highlight top performers.


The activity enhances grammar skills, understanding of structures, and teamwork abilities.







# Predictions



Your sleep will become deeper... especially after long walks in the fresh air. As they say, tired means ready for bed.



This year, your wardrobe will undergo a transformation. Expect to find yourself wearing clothes that are as smooth and sleek as a snake's scales.



Your gadgets will become smarter and more intuitive, almost as if they were listening to your thoughts. Beware of any devices that hiss suspiciously!



You'll master the art of cooking exotic dishes, perhaps even trying recipes inspired by snake cuisine. Don't worry, no actual snakes involved!

Your sense of humor will sharpen, allowing you to deliver witty remarks with the precision of a striking snake. Get ready to charm everyone with your jokes!

